

INFORMATION ON DISTRIBUTION IN THE TV CATEGORIES (FS, FS VR; T FS, T FS VR) 2024 FINANCIAL YEAR



Dear member,

The round-up below provides information concerning the **distribution** of **1 July 2025**, which relates to the use of your works on TV, primarily during the **2024 financial year**. Explanations of individual terms can be found in the glossary at the end. For general information about our royalty distribution, go to: www.gema.de/royalties.

Preconditions

Uses of your works can only be considered for any respective distribution date if:

- Your work was registered with us in good time – preferably via the online service at www.gema.de/work-registration. Also use the GEMA Soundfile Upload as part of the online work registration to support the digital recognition of your works: www.gema.de/soundfile-upload. You can find the registration periods for works at www.gema.de/deadlines.
- The broadcasters informed GEMA which works they used.

Notice

Since June 2024 onwards, detailed statements will exclusively be available in the *My Royalties* section in our Online Portal. Hereby we replace the service GEMA Download. You can find further information regarding this topic at www.gema.de/replacement-gema-download.

Distribution date

- 1 July for the **distribution** in the categories **FS, FS VR** and **T FS, T FS VR**.

Claims

You have 18 months to file a claim following the distribution. You can use the Claim service in the **Online Portal** to claim quickly and simply in respect of uses of works: www.gema.de/portal-claim.

If you have any further questions, please visit our information pages dealing with this topic: www.gema.de/claim.

Yours sincerely,
GEMA

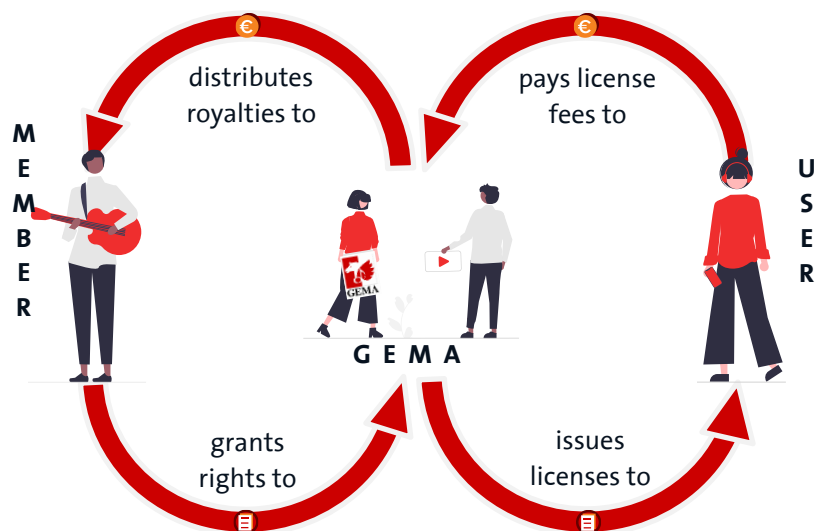


Read on to learn how we calculate your royalties in the TV categories (FS, FS VR; T FS, T FS VR).

Want to go directly to the sample calculations? Just click [here](#).

How we calculate your royalties in the TV categories (FS, FS VR; T FS, T FS VR)

The process by which we calculate your royalties is called **distribution**. It is based on the one hand on the **licensing income** we receive when music is used, and on the other hand on the **usage reports**, which tell us which works have been played when, where and how often.



In the **TV categories (FS, FS VR; T FS, T FS VR)**, we distribute income from licensing payments we receive for the use of your works on TV. The usage reports tell us which **audio-visual productions** – e.g. films, series or even commercials – were used when and how often. If we can match the works used with works registered with us, our members receive royalties.

The **distribution** in the TV categories (FS, FS VR; T FS, T FS VR) takes place annually on **1 July** and relates mainly to music uses from the **period 1 January to 31 December of the previous year**.

The TV categories

In-house or commissioned TV productions (FS, FS VR) and third-party and TV co-productions (T FS, T FS VR)

To distribute our collections in the TV categories to all the entitled parties, we need usage reports for works used on TV. We receive these from TV channels and broadcasting organisations as well as from advertising airtime marketers and other service providers. To some extent, a sound file monitoring process is used, which automatically recognises and digitally detects the works used.

The collections consist mainly of licensing payments from the station and income arising out of the retransmission of TV broadcasts. In addition, other inflows are also included in the distribution. All inflows can be found described under §§ 106 and 112 of the distribution plan as well as in the “FAQs Broadcasting and radio” info sheet at www.gema.de/radio-tv-film.

A variety of factors go into calculating your royalties. We use these to ensure we achieve the most nuanced possible distribution of collections. Broadly speaking, factors applied to the calculation of your royalties serve the following purposes:

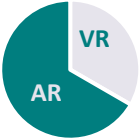




If you would like to make sure your works are automatically identified by the sound file monitoring process, please use the **sound file upload** facility at www.gema.de/soundfile-upload.

Factor	How this affects the calculation
A) Variable AR and VR station coefficients	the amount of income per station, differentiated into AR and VR shares
B) Second values	the average monetary value per music second of broadcast, differentiated into AR and VR
C) TV coefficients	the context of use (manner, function and frequency of the use made of the musical work)
D) Point valuation	work-specific subsidisation (of individual works according to duration and instrumentation) in the FS category

A) Variable AR and VR station coefficients

Every year, for every TV channel, we calculate variable **AR** and **VR station coefficients** (see pages 8-11). These reflect on the one hand, the amount of collections per station, and on the other, the respective **AR share** (for performing and broadcasting rights in categories FS and T FS) and **VR share** (for reproduction and synchronisation rights in categories FS VR and T FS VR). The coefficients are calculated as follows:

	Segment 1	Segment 2	Segment 3
Share in-house productions ("FS share")	100 – 66,67 %	66,66 – 33,33 %	33,32 – 0 %
AR to VR ratio	2 : 1	2 : 2/3	2 : 1/3
			

- Depending on each respective station's share of in-house and commissioned productions, an appropriate **segment** is established for the broadcaster
- This segment determines the **AR** and **VR shares** to which collections are allocated
- Total collections for each respective station are divided by the number of broadcasting seconds established for that station for AR and VR in each case

The reason for the allocation into an AR and VR share is that for in-house and commissioned productions, GEMA assigns not only the reproduction right but also the **synchronisation right** (except for advertising). The resulting collections flow into the VR share of the respective station. This means, the higher the station's share of in-house productions, the higher its respective VR share.

The station coefficients for AR and VR are also considered in the weighting of the seconds and influence the calculation of the second values. They are therefore an important basis for the distribution (see sample calculations below). You can find the station coefficients as well as all other calculation factors of the previous years under "Further information" at www.gema.de/radio-tv-film.

B) Second values

The second values indicate the **average monetary value per second of broadcast** for the respective year of use. As is the case with station coefficients, second values are determined for both performing and broadcasting rights (categories FS, T FS) and for reproduction rights (categories FS VR, T FS VR). To determine these values, we divide all the collections attributable to a given category by the total of the weighted broadcasting seconds. Thus, the second values reflect the average value of one second of music for each respective category. For information on weighting, please see points C) and D) below.

Year of use 2023	Second value in €	Minute value in €	Supplement for unallocated royalties in %
FS	0.0446364619	2.6782	0.9646
FS VR	0.0160430152	0.9626	1.8790
T FS	0.0446364619	2.6782	1.4454
T FS VR	0.0160430152	0.9626	3.2271

As our collections and the uses of works vary from year to year, the second values are recalculated annually. You can find values from previous years at www.gema.de/radio-tv-film.

For distributions relating to cable retransmission, public playback and other forms of secondary exploitation of **dramaticomusical works**, a pro rata second (resp. minute) value is applied. For the **2024 year of use**, these are: **second value grand right television: €0.0128619931 (minute value: €0.7717)**.

C) TV coefficients

The GEMA distribution plan sets out individual use-based factors for the TV categories FS, FS VR and T FS, T FS VR: the **TV coefficients**. In the calculation of your royalties, these coefficients provide for a **weighted according to the context of use** – i.e. according to the manner, function and frequency of the use made of musical works on TV.

Which TV coefficients are applied (see points 1 and 2 below) depends on whether the production that used the works was an in-house/commissioned production (categories FS, FS VR) or a third-party/TV co-production (categories T FS, T FS VR). The categories differ as follows:

In-house and commissioned productions (FS, FS VR)	Third-party and TV co-productions (T FS, T FS VR)
<ul style="list-style-type: none"> Broadcasts produced or commissioned by the station itself Broadcasters' self-advertising, i.e. commercials produced for the station's own purposes A precondition here is that it is the initial exploitation – that is, the first broadcast by the licensed station Generally covers: German TV series, TV films and TV documentaries, entertainment shows, news broadcasts, programme trailers e.g. Traumschiff, Notruf Hafenkante, Morgenmagazin, Germany's Next Topmodel, Sendung mit der Maus, Sportschau and others 	<ul style="list-style-type: none"> Third-party and TV co-productions without any involvement from domestic TV stations Product advertising Since the stations are only acquiring the broadcasting and reproduction rights for completed productions, GEMA does not assign any licence for the film synchronisation rights here Generally covers: cinema films, series or documentaries produced outside Germany e.g. Honig im Kopf ("Head Full of Honey"), Friends, Unser Planet ("Our Planet"), Super Bowl, advertising and others

Having determined the category for a production, the following coefficients are applied, based on the usage reports and depending on the context of use:

1. TV coefficients in categories FS and FS VR

In-house/commissioned productions from domestic stations, broadcasters' self-advertising, dramatico-musical works

Context of use	Explanation	Coefficient	Abbreviation according to detailed statement
Music for video text services	Music for video text services	0.1	D
Opening and closing music*	Opening and closing credits in regularly broadcast serial programmes or series	1	W
Other score music (excluding opening and closing music)**	Music in regularly broadcast serial programmes or series, used repeatedly to indicate or accentuate standardised format elements or in serial programmes with moving or still images (with little or no spoken component)	1	L
Music in general	Music used in daily serial programmes or series and not covered by the above classifications receives a coefficient of 1	2	C
Broadcasters' self-advertising*	Broadcasters' self-advertising: TV commercials produced for the station's own purposes, trailers and station identification	2	T
Featured music (visualized music)	Live or playback performances	6	E
Other music in in-house and commissioned productions	Score music in films or serial programmes or series that are not broadcast regularly	3	A

* For more than 5,000 weighted minutes (or 300,000 weighted seconds), a cap is set at one third; for more than 10,000 weighted minutes (or 600,000 weighted seconds), a cap is set at one tenth.

** For more than 5,000 weighted minutes (or 300,000 weighted seconds), a cap is set at one sixth; for more than 10,000 weighted minutes (or 600,000 weighted seconds), a cap is set at one tenth.

2. TV coefficients in categories T FS, T FS VR

Third-party productions, licensed productions and product advertising

Context of use	Explanation	Coefficient	Abbreviation according to detailed statement
Music in general	Music in daily serial programmes or series	1.25	G
Other music in third-party productions	Score music in films or serial programmes or series that are not broadcast regularly	2	F
Music for commercials or other advertising films*	Product advertising	2	A

* For more than 5,000 weighted minutes (or 300,000 weighted seconds), a cap is set at one third; for more than 10,000 weighted minutes (or 600,000 weighted seconds), a cap is set at one tenth.

D) Point valuation in category FS

In category FS, uses of works may be **weighted** in line with the **point valuation**. This is a **work-specific subsidisation** and depends on the length and instrumentation of the works used. This weighting is based on the provisions of §§ 63 to 66 of the distribution plan and can be viewed in the so-called “EDP distribution key” from page 250 of the GEMA yearbook 2023/24. If no classification has taken place, the value is 1. To have a work potentially classified with a higher weighting, please use the **work classification** service in the Online Portal at www.gema.de/portal-werkeinstufung.

Sample calculations

Example A: categories FS and FS VR, in-house and commissioned productions (distribution plan §§ 105–114)

An ARD feature film uses 350 seconds of score music. The film is an ARD in-house production and is broadcast twice during the current financial year. We take the AR and VR station coefficients and the AR and VR second value from the tables on pages 8 to 11 and on page 3. Since this is an in-house production by the station and the music is used as score music, the TV coefficient is 3 (see page 4). The factor according to the point valuation has the regular value 1.

Example A	Number of broadcasts	Broadcasting seconds	Station coefficient	TV coefficient	Second value in €	Factor according to point valuation	Result
FS	2	350	14,6530	3	0,0446364619	1	
Calculation method	Number of broadcasts × broadcasting seconds × AR station coefficient × TV coefficient × second value × factor						
Calculation	2 x 350 x 14.6530 x 3 x 0.0446364619 x 1						€1,373.52
FS VR	2	350	17,9487	3	0,0160430152	-	
Calculation method	Number of broadcasts × broadcasting seconds × VR station coefficient × TV coefficient × second value						
Calculation	2 x 350 x 17.9487 x 3 x 0.0160430152						€604.70
Distribution amount for all parties involved in the work:							€1,978.22

In addition to the distribution amount, you receive the default supplement for unallocated royalties. This is a percentage supplement from the sum of free (e.g. authors deceased for more than 70 years) and non-represented (not a member of a collecting society) shares. Since these cannot be distributed, all members receive these shares as a supplement. Direct payment is made to extraordinary members. In the case of full members, the income flows into the GEMA pension plans.

Example B: categories T FS and T FS VR, third-party productions and product advertising (distribution plan §§ 105–114)

A product commercial broadcast on ProSieben uses 10 seconds of music. The commercial is broadcast 50 times. We take the AR and VR station coefficients and the second value from the tables on pages 8 to 11 and on page 3. Since this is music in product advertising, the TV coefficient is 2 (see page 4). Since this is a third-party production, the factor according to the point valuation is not used.

Example B	Number of broadcasts	Broadcasting seconds	Station coefficient	TV coefficient	Second value in €	Factor according to point valuation	Result
T FS	50	10	3.6653	2	0.0446364619	-	
Calculation method	Number of broadcasts × broadcasting seconds × AR station coefficient × TV coefficient × second value						
Calculation	50 × 10 × 3.6653 × 2 × 0.0446364619						€163.61
T FS VR	50	10	5.2343	2	0.0160430152	-	
Calculation method	Number of broadcasts × broadcasting seconds × 1/10 ¹ × VR station coefficient × TV coefficient × second value						
Calculation	50 × 10 × 1/10 × 5.2343 × 2 × 0.0160430152						€8.40
Distribution amount for all parties involved in the work:							<u>€172.01</u>

¹ The T FS VR category concerns uses for which GEMA does not grant the synchronisation right to the broadcasting organisations. To take this into account in the calculation, the minutes weighted with the coefficients are multiplied by 1/10 (see § 113 of the distribution plan).

In addition to the distribution amount, you receive the default supplement for unallocated royalties. This is a percentage supplement from the sum of free (e.g. authors deceased for more than 70 years) and non-represented (not a member of a collecting society) shares. Since these cannot be distributed, all members receive these shares as a supplement. Direct payment is made to extraordinary members. In the case of full members, the income flows into the GEMA pension plans.

Distribution for media libraries: the new categories MED and MED VR

In the **newly formed categories (MED and MED VR)**, revenues generated from **online offerings (video and audio productions) of broadcasting companies ("media libraries")** will be distributed. As is customary in the online categories, revenues in the new MED categories will also generally be distributed through direct distribution based on usage. Instead of 1 July 2025 as originally planned, the first payout in this new category will now take place on 1 November 2025. This is due to the late delivery and insufficient quality of the usage reports. The accounting period will be the 2024 financial year.

Further information

Threshold for a programme analysis-based distribution

In TV, collections from broadcasters that fall below a certain threshold are not distributed based on usage reports. The threshold for the respective area (§ 94 distribution plan) is determined by the Supervisory Board, considering pro rata collections from cable retransmission and the division of collected amounts in accordance with § 92 para. 1 of the distribution plan.

For TV broadcasters, the threshold for a programme analysis-based distribution is €190,000. The revenues of broadcasters that are below this limit increase the total distribution sum of the television categories as an inflow.

Application for allocation

Entitled parties whose works have been used by stations falling below the above threshold have the option of applying for a use-based allocation (§ 94 distribution plan). Please send your application for allocation to vts@gema.de after the distribution date. A template for this is available under "Further information" at www.gema.de/radio-tv-film.

Please note that the **application for allocation** must reach GEMA within six months of the respective distribution date and must include verifiable details of the work title, interested parties, broadcaster and station, title of the broadcast, time and date of the broadcast, and the duration of the broadcasting of the work. The application can only be considered if this information is confirmed to GEMA by the broadcaster. The distribution amount will then be determined by the actual scope of the music use in question in proportion to the collections attributed to the broadcaster in question.

If the applicant has also received a payment in the context of the "normal" use-based TV distribution, this will have included the supplementary lump sum covering collections from the station falling below the threshold for a programme analysis-based distribution. Since this sum will have already been paid, it will be deducted from the new use-based distribution for the work(s) in respect of which the application was made. Insofar as a balance remains after this (minimum €5 per work), the distribution applied for will be made as part of the next distribution of broadcasting royalties following the application.

TV station coefficients for the 2023 and 2024 years of use

Updated: July 2025

List of TV stations to be considered for distribution on a programme-analysis basis.

NO.	TV CHANNEL	STATION CODE	YEAR OF USE 2023 AR	YEAR OF USE 2023 VR	YEAR OF USE 2024 AR	YEAR OF USE 2024 VR
1	13th Street	STREET	0.2449	0.8637	0.2707	0.9538
2	3 Sat	3SAT	0.8258	0.8851	0.8005	0.8733
3	Animal Planet	PLANET	0.0131	0.0280	0.0127	0.0241
4	ARD Alpha	1ALPHA	0.1730	0.1235	0.1653	0.1147
5	ARD Das Erste	ARD	15.6259	18.9505	14.6530	17.9487
6	ARTE	ARTE	3.0732	4.5593	3.4430	5.2495
7	Bayerischer Rundfunk (BR)	BR3	2.8449	3.2942	2.6901	3.1416
8	Bayerischer Rundfunk Region Nord	BRNORD	1.4225	1.6471	1.3451	1.5708
9	Bayerischer Rundfunk Region Süd	BRSUED	1.4225	1.6471	1.3451	1.5708
10	Bibel TV	BIBELTV	0.1563	0.0593	0.1232	0.0640
11	BILD TV	BILDTV	0.0397	0.1002	-	-
12	Boomerang	BOOM	0.0240	0.0845	0.0233	0.0817
13	Cartoon Network	CARTOON	0.0280	0.1055	0.0296	0.1095
14	Crime and Investigation	CINVEST	0.0514	0.1551	0.0335	0.0868
15	Dazn 1	DAZN1	3.5709	6.4972	1.3057	2.2265
16	Dazn 2	DAZN2	3.5709	6.4972	0.3567	0.6083
17	Deluxe Lounge	DLXLOU	-	-	0.0072	0.0123
18	Deluxe Music	DELUXE	0.0991	0.0674	0.1044	0.0724
19	Deutsche Welle	DW	0.9652	1.1544	0.7170	0.8073
20	Deutsches Musik Fernsehen	DMFTV	0.1462	0.0604	-	-
21	Discovery Channel	DISCO	0.0692	0.2348	0.0758	0.2336
22	Disney Channel	DISNEY	0.2243	0.6636	0.2467	0.7148
23	DMAX	DMX	0.4914	0.5050	0.5474	0.4899
24	ESPORTS 1	SPORT1E	0.0046	0.0034	0.0035	0.0026
25	Fix & Foxi TV	FIXFOXI	0.0180	0.0068	-	-
26	Geo Television	GEOTV	0.0898	0.0889	0.1036	0.1196
27	Hessischer Rundfunk (HR)	HR3	1.1868	1.3103	1.0680	1.1936
28	History Channel	HISTORY	0.0648	0.0556	0.0634	0.0421
29	Home and Garden TV	HGTV	0.1566	0.2428	0.1733	0.2741
30	Jukebox	JUKEB	0.0047	0.0057	0.0050	0.0061
31	Kabel Eins	KAB1	1.5586	2.0742	1.7854	2.9279
32	Kabel Eins CLASSICS	KABCLAS	0.0505	0.1115	0.0399	0.1169
33	Kabel Eins Doku	KAB1DOK	0.2131	0.3354	0.1953	0.4139
34	Kinderkanal	KK	1.4625	2.0344	1.2872	1.7924
35	Kinowelt TV	KINOW	0.0333	0.0915	0.0378	0.0855
36	Mitteldeutscher Rundfunk (MDR)	MDR3	1.8207	1.9779	1.6572	1.7750
37	Mitteldeutscher Rundfunk Region Sachsen	MDRS	0.6069	0.6593	0.5524	0.5917
38	Mitteldeutscher Rundfunk Region Sachsen-Anhalt	MDRSA	0.6069	0.6593	0.5524	0.5917
39	Mitteldeutscher Rundfunk Region Thüringen	MDRTH	0.6069	0.6593	0.5524	0.5917
40	N24 Doku	N24DOK	0.1290	0.0801	0.1098	0.0588
41	National Geographic	NG	0.0955	0.3455	0.0861	0.2738
42	National Geographic Wild	NW	0.0476	0.1474	0.0401	0.1278
43	Norddeutscher Rundfunk (NDR)	NDR3	3.7262	3.8714	3.4987	3.6549

NO.	TV CHANNEL	STATION CODE	YEAR OF USE 2023 AR	YEAR OF USE 2023 VR	YEAR OF USE 2024 AR	YEAR OF USE 2024 VR
44	Norddeutscher Rundfunk Region Hamburg	NDRHH	0.9316	0.9679	0.8747	0.9137
45	Norddeutscher Rundfunk Region Mecklenburg Vorpommern	NDRMVP	0.9316	0.9679	0.8747	0.9137
46	Norddeutscher Rundfunk Region Niedersachsen	NDRNDS	0.9316	0.9679	0.8747	0.9137
47	Norddeutscher Rundfunk Region Schleswig-Holstein	NDRSH	0.9316	0.9679	0.8747	0.9137
48	n-tv	NTV	0.4602	0.3392	0.6526	0.5533
49	One	ONE	0.2528	0.1527	0.1866	0.1655
50	Phoenix	PHOE	0.4771	0.5050	0.4227	0.4966
51	ProSieben	PRO7	3.3222	5.2313	3.6653	5.2343
52	ProSieben Fun	P7FUN	0.0420	0.0690	0.0437	0.0650
53	ProSieben Maxx	P7MAXX	0.3952	0.7467	0.4915	1.0649
54	RIC TV	RIC	0.0872	0.0077	-	-
55	Radio Bremen (RB)	RB3	6.4594 ¹	4.8899 ¹	4.0899 ¹	4.2747 ¹
56	Romance TV	ROMANCE	0.0444	0.0315	0.0463	0.0314
57	RTL	RTL	5.4527	6.4361	6.4335	8.1956
58	RTL 2	RTL2	1.0849	1.5001	1.1267	1.4191
59	RTL Crime	CRIME	0.0743	0.0816	0.0803	0.0804
60	RTL Living	LIVING	0.0506	0.0377	0.0473	0.0391
61	RTL Nitro	NITRO	0.5302	0.5450	0.6944	0.6936
62	RTL Now	NOW	0.0033	0.0059	0.0038	0.0057
63	RTL Passion	RTLPASS	0.0157	0.0157	0.0182	0.0141
64	RTL Region Hamburg und Schleswig-Holstein	RTLHHSH	1.3632	1.6090	1.6084	2.0489
65	RTL Region Hessen	RTLHE	1.3632	1.6090	1.6084	2.0489
66	RTL Region Niedersachsen und Bremen	RTLNIHB	1.3632	1.6090	1.6084	2.0489
67	RTL Region Nordrhein-Westfalen	RTLNRW	1.3632	1.6090	1.6084	2.0489
68	RTL Up	RTLUP	0.2268	0.2618	0.3446	0.3827
69	Rundfunk Berlin-Brandenburg (RBB)	RBB3	1.3144	1.4133	1.0474	1.1842
70	Rundfunk Berlin-Brandenburg Region Berlin	RBBBE	0.6572	0.7067	0.5237	0.5921
71	Rundfunk Berlin-Brandenburg Region Brandenburg	RBBBR	0.6572	0.7067	0.5237	0.5921
72	SAT.1	SAT1	2.7170	3.1749	3.1413	3.7781
73	SAT.1 Emotions	SATEMO	0.0369	0.0263	0.0292	0.0267
74	SAT.1 Gold	SATGOLD	0.5250	0.4128	0.5880	1.0014
75	SAT.1 Region Bayern	SATBY	0.5434	0.6350	0.6283	0.7556
76	SAT.1 Region Hamburg und Schleswig-Holstein	SATHHSH	0.5434	0.6350	0.6283	0.7556
77	SAT.1 Region Hannover	SATH	0.5434	0.6350	0.6283	0.7556
78	SAT.1 Region Hessen und Rheinland-Pfalz	SATHERP	0.5434	0.6350	0.6283	0.7556
79	SAT.1 Region Nordrhein-Westfalen	SATNRW	0.5434	0.6350	0.6283	0.7556
80	SIXX	SIXX	0.4725	0.7225	0.5341	0.7367
81	SKY 1	SKY1	0.3691	0.8928	0.3779	0.8662
82	SKY Atlantic	SKYATL	0.3896	0.8855	0.4214	1.1120
83	SKY Cinema Action (Senderkürzel bis 11.04.2024)	SKYACT	0.2523	0.9248	0.2819	1.0488
84	SKY Cinema Action (Senderkürzel ab 12.04.2024)	SKYCACT	-	-	0.2819	1.0488
85	SKY Cinema Best Of	SKYBEST	0.2824	1.0357	0.3101	1.1542
86	SKY Cinema Classics (Senderkürzel bis 11.04.2024)	SKYCLAS	0.1532	0.4362	0.1579	0.5151
87	SKY Cinema Classics (Senderkürzel ab 12.04.2024)	SKYCCL	-	-	0.1579	0.5151
88	SKY Cinema Family (Senderkürzel bis 11.04.2024)	SKYCF	0.3183	1.1742	0.3455	1.2897

NO.	TV CHANNEL	STATION CODE	YEAR OF USE 2023 AR	YEAR OF USE 2023 VR	YEAR OF USE 2024 AR	YEAR OF USE 2024 VR
89	SKY Cinema Family (Senderkürzel ab 12.04.2024)	SKYCFAM	-	-	0.3455	1.2897
90	SKY Cinema FUN	SKYFUN	0.1215	0.3781	0.1391	0.4996
91	SKY Cinema Highlights	SKYHIGH	-	-	0.1963	0.3100
92	SKY Cinema Premieren (Senderkürzel bis 11.04.2024)	SKYPR	0.3083	1.0275	0.3499	1.3019
93	SKY Cinema Premieren (Senderkürzel ab 12.04.2024)	SKYCPR	-	-	0.3499	1.3019
94	SKY Cinema Premieren +24	SKYPR24	0.3168	1.0571	0.3603	1.3416
95	SKY Cinema Special	SKYCISP	0.1050	0.3574	0.1142	0.4091
96	SKY Cinema Thriller	SKYCITH	0.1076	0.3662	0.1160	0.4153
97	SKY Comedy	SKYCOM1	0.1388	0.3255	-	-
98	SKY Crime	SKYCRI	0.1793	0.3816	0.1769	0.4873
99	SKY Documentaries	SKYDOC	0.1998	0.2835	0.1435	0.2402
100	SKY Formel 1	SKYF1	0.2071	0.2438	0.1556	0.1843
101	SKY Krimi	SKYKRIM	0.1018	0.1364	0.1168	0.1705
102	SKY Nature	SKYNAT	0.1777	0.2420	0.1623	0.2451
103	SKY Replay	SKYREP	0.1400	0.2071	0.1538	0.2295
104	SKY Showcase	SKYSHOW	0.1950	0.3189	0.1940	0.1982
105	SKY Sport Bundesliga	SKYBU	1.3796	2.0616	1.1371	1.6604
106	SKY Sport Golf	SKYGOLF	0.8332	1.3458	0.3027	0.3336
107	SKY Sport Mix	SKYMIX	0.8332	1.3458	0.2476	0.2528
108	SKY Sport News	SKYSN	0.2494	0.2898	0.2350	0.2632
109	SKY Sport Premier League	SKYPL	0.8332	1.3458	0.1599	0.2059
110	SKY Sport Tennis	SKYTENN	0.8332	1.3458	0.3452	0.4286
111	SKY Sport Top Event	SKYTEV	0.8332	1.3458	0.2694	0.3559
112	Sonnenklar TV	SONNE	0.2020	0.0669	0.1675	0.0696
113	Sport 1	SPORT1	0.2716	0.2132	0.2749	0.2232
114	Sport 1+	SPORT1P	0.0072	0.0068	0.0069	0.0062
115	Südwestrundfunk und Saarländischer Rundfunk (SWRSR3)	SWRSR3	2.8789	3.1720	2.6819	3.0213
116	Südwestdeutscher Rundfunk Region Baden Württemberg	SWRBW	0.9596	1.0573	0.8940	1.0071
117	Südwestdeutscher Rundfunk Region Rheinland Pfalz	SWRRP	0.9596	1.0573	0.8940	1.0071
118	Südwestdeutscher Rundfunk Region Saarland	SR3	0.9596	1.0573	0.8940	1.0071
119	Super RTL	SRTL	0.6365	1.6653	0.7790	1.9415
120	Syfy	SYFY	0.1627	0.5982	0.1777	0.5951
121	Tagesschau24	TAG24	0.3791	0.1396	0.2611	0.1372
122	Tele 5	TELE5	0.4898	1.2165	0.5382	1.3305
123	TLC TV	TLCTV	0.3277	0.6032	0.3385	0.6248
124	Toggo Plus	TOGGOP	0.2098	0.3875	0.2380	0.5110
125	Universal TV	UNIVTV	0.1393	0.5024	0.1501	0.5460
126	VOX	VOX	2.4195	2.9257	3.3316	3.8913
127	VOX Up	VOXUP	0.3446	0.2805	0.3288	0.3904
128	Warner TV Comedy	WBTVCO	0.0990	0.3695	0.1018	0.3790
129	Warner TV Film	WBTVFM	0.0508	0.1836	0.0535	0.1965
130	Warner TV Serie	WBTVSE	0.1873	0.7049	0.1892	0.6452
131	Welt	WELT	0.4285	0.2943	0.3998	0.3180
132	Westdeutscher Rundfunk (WDR)	WDR3	3.0869	2.9393	3.0559	2.9639
133	Westdeutscher Rundfunk Region Aachen	WDRAACH	0.2806	0.2672	0.2778	0.2694

NO.	TV CHANNEL	STATION CODE	YEAR OF USE 2023 AR	YEAR OF USE 2023 VR	YEAR OF USE 2024 AR	YEAR OF USE 2024 VR
134	Westdeutscher Rundfunk Region Bielefeld	WDRBIEL	0.2806	0.2672	0.2778	0.2694
135	Westdeutscher Rundfunk Region Bonn	WDRBONN	0.2806	0.2672	0.2778	0.2694
136	Westdeutscher Rundfunk Region Dortmund	WDRDORT	0.2806	0.2672	0.2778	0.2694
137	Westdeutscher Rundfunk Region Düsseldorf	WDRDUES	0.2806	0.2672	0.2778	0.2694
138	Westdeutscher Rundfunk Region Duisburg	WDRDUIS	0.2806	0.2672	0.2778	0.2694
139	Westdeutscher Rundfunk Region Essen	WDRESSE	0.2806	0.2672	0.2778	0.2694
140	Westdeutscher Rundfunk Region Köln	WDRKOEL	0.2806	0.2672	0.2778	0.2694
141	Westdeutscher Rundfunk Region Münster	WDRMUEN	0.2806	0.2672	0.2778	0.2694
142	Westdeutscher Rundfunk Region Siegen	WDRSIEG	0.2806	0.2672	0.2778	0.2694
143	Westdeutscher Rundfunk Region Wuppertal	WDRWUPP	0.2806	0.2672	0.2778	0.2694
144	ZDF	ZDF	12.1939	15.7048	11.2044	14.4649
145	ZDF Info	ZINFO	0.2368	0.2294	0.1784	0.1891
146	ZDF Neo	NEO	0.6012	0.5568	0.6104	0.5768

¹ Comparatively high station coefficient despite low licensing revenue due to relatively low music usage.

Glossary

Collective distribution

In the broadcasting sector, GEMA receives blanket fees from the broadcasting organisations for all uses of works in their respective TV or radio programmes. The collections that GEMA receives for many uses are aggregated for collective distribution. The total amount of the collections for the relevant uses is distributed in respect of all the works used, minus costs and other deductions (net distributable amount). Various weighting factors are also applied.

Direct distribution

The collections that GEMA receives for a use are distributed directly, after costs and other deductions, in respect of the actual works used (= attributable collection, e.g. through a one-off licence). If it is not possible to match separate amounts of collection to individual works, distribution in respect of the works is carried out on a pro rata numeris basis.

Distribution plan

The document in which all the rules relating to distributions of collections received by GEMA are recorded. These rules are determined by GEMA members at the annual General Assembly and are continuously adjusted and updated.

In-house productions

In-house production is the production of a film by the station itself, irrespective of whether it uses its own visual material or also includes third-party material. Distribution takes place in categories FS and FS VR.

Licensed production

A creator owns the rights of use for their works and can grant others permission (a licence) to use them. A licence can be limited in respect of place, time or content. The use of the work(s) is regulated in a licensing agreement or a contract for use.

Performing right (AR)

A performing right is the right to cause a musical work to be heard in public by performing it in person, or to present a work in public on stage (cf. §19 (2) German Copyright Act). A broadcasting right is the right to make a work available to the public via radio, television, satellite, cable or similar technical broadcasting methods (cf. §20 German Copyright Act).

Point valuation

This is the assignment of a point value for the works according to the distribution keys in §§ 63–66 of the distribution plan. It serves as a component of cultural subsidies in certain categories. For example, our point valuation system accords a higher valuation to works for large orchestra pursuant to § 64 clause 4 of the distribution plan. A distribution key is assigned. To find the number of points corresponding to the respective key, please see the list in the GEMA yearbook.

Reproduction right (VR)

A reproduction right is the right to produce copies of a work, whether temporary or permanent and irrespective of the method used or the quantity produced. This also includes the transmission of a work to devices for the repeatable playback of visual and audio sequences (cf. § 16 German Copyright Act).

Supplement for unallocated royalties

You will receive the supplement for unallocated royalties in addition to your distributions. This amount consists of revenues that we cannot distribute because they are either free or unrepresented. "Free" means that portions are not protected by copyright, for example, because the authors of a work have been deceased for over 70 years. "Unrepresented" means that the authors involved in a work are not members of a collecting society. Extraordinary members receive the supplement for unallocated royalties as an addition to their royalties. For full members, the amount is deposited into the GEMA pension fund.

Third-party productions

Third-party productions are generally complete TV formats or films. The station broadcasting these programmes obtains a licence to do so. At no point has the station been involved in the production process, as for example with TV series and films from other countries. Distribution takes place in categories T FS and T FS VR.